

# **PTR**

800-523-3654

# **BALER & COMPACTOR**

[www.ptrco.com](http://www.ptrco.com)

# Self-Contained Compactors

Totally



Listed!



**PROFESSIONALLY  
ENGINEERED FOR:**

- Supermarkets
- Malls
- Restaurants
- Hospitals
- Food Processors
- Retail Supercenters

# PTR



# Advantage Series Compactors

Totally



Listed!

Total U.L. Approval On the Entire Compactor

## Sure-Tite™ Liquid Retention System Eliminates Leakage:



**Xtra Welding:**  
Continuously Welded Inside & Outside of Container

**Heavy Duty Door with Full Door Seal Standard**

**Heavy Duty Container Sides & Charge Box Construction**

**Specially Designed T-Seal**


**Concave Bubble Gate Trashmaster Door**

**Positive Triple-Action Locking Mechanism**


The Clean Flush Sump System with Trash Flow coordination is designed to allow liquid to exit the area behind the platen. The liquid discharges at the landfill, in effect flushing the 750 gallon sump system.



Double End Pick-Up allows for easy loading from the front or rear end.



PTR's "T" seal is a specially designed composite ensuring a Sure-Tite Seal™ that is self-cleaning and provides a liquid-tight environment.



The Control Box is standard with full light, key start, emergency stop button & operational instructions.

# PERIENCE • SERVICE

# PTR Baler & Compactor Company

## Quality! Performance! Durability!


PTR Baler & Compactor combines proven engineering design with experienced craftsmen to provide the finest Self-Contained Compactor in the industry.

### PTR SELF-CONTAINED COMPACTORS ARE PROFESSIONALLY DESIGNED TO FEATURE:

- 12, 15, 20, 25, 30, 35 and 39 cubic yard capacities for application flexibility!
- Heavy-duty, structural steel with Side-Channel Reinforcement!
- Total U.L. approval on the entire compactor!
- Large charge box capacity to accommodate oversized materials!
- 4 ½" & 10" Heavy Duty wheels with Polymer option available!
- Octagonal container design for maximum compaction!
- Over 25 tons of packing force! Highest in the industry!
- Large 750 gallon "Clean Flush" sump featuring **Trash Flow** design to funnel excess liquid!
- Standard options to fit any application!



**Sure-Tite™** Liquid Retention System: all units are continuously welded for complete liquid retention!



**Concave Bubble Gate Trashmaster Door** allows easier and more efficient compaction!

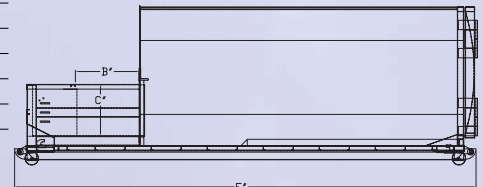
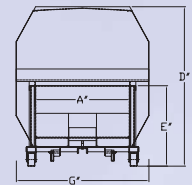


**The Professor** PC Control System provides extended compactor life!

#### SELF-CONTAINED

Model	Capacity cu yd	(A x B x C) Chargebox W x L x D	(D) Overall height	(E) Feed height	(F) Overall length	(G) Overall width	Motor HP	Pump GPM	Cycle Time	Cylinder(s) bore	Operating Pressure	Force norm/max	RAM psi norm	Ram penetr.	Weight lbs
PT-120	1.0	50"x31"x23"	90"	42"	179"	96"	5	6.5	45s	(2) 4"	1750/2400	39,611/52,287	39.8	6"	5,700
PT-150	1.0	50"x31"x23"	90"	42"	199"	96"	5	6.5	45s	(2) 4"	1750/2400	39,611/52,287	39.8	6"	6,336
PT-200	1.0	50"x31"x23"	90"	42"	230"	96"	5	6.5	45s	(2) 4"	1750/2400	39,611/52,287	39.8	6"	7,400
PT-230	1.0	50"x31"x23"	102"	42"	253"	96"	10	10.5	29s	(2) 4"	2000/2400	39,856/52,611	40.0	6"	8,150
PT-235	1.0	50"x31"x23"	102"	42"	286"	96"	10	10.5	29s	(2) 4"	2000/2400	39,856/52,611	40.0	6"	9,200
PT-300	2.0	60"x41"x33"	102"	52"	265"	96"	10	10.5	31s	(2) 4"	2000/2400	42,708/51,250	23.8	6"	10,500
PT-301L	1.5	60"x36"x33"	102"	52"	284"	96"	10	10.5	33s	5"	2000/2400	39,265/47,000	21.8	6"	9,375
PT-302	2.0	60"x41"x33"	102"	52"	291"	96"	10	10.5	55s	6"	2000/2400	56,548/67,858	31.4	6"	10,875
PT-330	1.5	60"x41"x22"	102"	40"	265"	96"	10	10.5	31s	(2) 4"	2000/2400	42,708/51,250	35.7	6"	9,900
PT-335	1.5	60"x41"x22"	102"	40"	297"	96"	10	10.5	31s	(2) 4"	2000/2400	42,708/51,250	35.7	6"	11,100
PT-350	2.0	60"x41"x33"	102"	52"	297"	96"	10	10.5	31s	(2) 4"	2000/2400	42,708/51,250	23.8	6"	11,300
PT-390	2.0	60"x41"x33"	102"	52"	324"	96"	10	10.5	31s	(2) 4"	2000/2400	42,708/51,250	23.8	6"	12,100
PT-402*	2.5	60"x54"x33"	102"	52"	313"	96"	15	15	44s	6"	2000/2400	56,548/67,858	31.4	4"	11,700
PT-430*	2.5	60"x54"x33"	102"	52"	284"	96"	10	10.5	57s	(2) 4.5"	2000/2400	55,800/66,960	31.1	9"	10,600
PT-430HF*	2.5	60"x54"x33"	102"	52"	284"	96"	15	15	40s	(2) 4.5"	2000/2400	55,800/66,960	31.1	9"	10,700
PT-435*	2.5	60"x54"x33"	102"	52"	316"	96"	10	10.5	57s	(2) 4.5"	2000/2400	55,800/66,960	31.1	9"	12,200
PT-435HF*	2.5	60"x54"x33"	102"	52"	316"	96"	15	15	40s	(2) 4.5"	2000/2400	55,800/66,960	31.1	9"	12,300

\*UL-approved electrics only



Distributed by:

NOTE: This equipment conforms to applicable ANSI Z245-2 Safety Standards. PTR Baler & Compactor Company reserves the right to modify or change specification as required for product improvement.



PTR Baler & Compactor Company • 2207 E Ontario St. • Philadelphia, PA 19134  
215-533-5100 • (FAX) 215-533-8907 • 800-523-3654 • www.PTRCO.com

Printed in the U.S.A  
©PTR Baler & Compactor